

Human 4-1BB/TNFRSF9 Protein

Cat. No. BB4-HM541

Description

| | |
|-------------------------|---|
| Source | Recombinant Human 4-1BB/TNFRSF9 Protein is expressed from HEK293 with hFc tag and Avi tag at the C-Terminus. It contains Leu24-Gln186. |
| Accession | Q07011 |
| Molecular Weight | The protein has a predicted MW of 45.7 kDa. Due to glycosylation, the protein migrates to 60-70 kDa based on Bis-Tris PAGE result. |
| Endotoxin | Less than 1EU per µg by the LAL method. |
| Purity | > 95% as determined by Bis-Tris PAGE > 95% as determined by HPLC |

Formulation and Storage

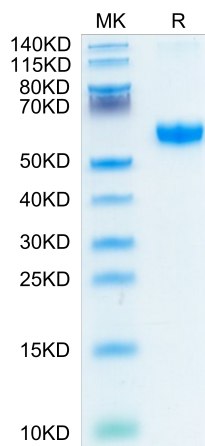
| | |
|-----------------------|---|
| Formulation | Lyophilized from 0.22µm filtered solution in PBS (pH 7.4). Normally 8% trehalose is added as protectant before lyophilization. |
| Reconstitution | Centrifuge the tube before opening. Reconstituting to a concentration more than 100 µg/ml is recommended. Dissolve the lyophilized protein in distilled water. |
| Storage | -20 to -80°C for 12 months as supplied from date of receipt. -80°C for 3 months after reconstitution. Recommend to aliquot the protein into smaller quantities for optimal storage. Please minimize freeze-thaw cycles. |

Background

4-1BB, is also known as CD137, is a type 2 transmembrane glycoprotein receptor belonging to the TNF superfamily. CD137 can be expressed by activated T cells, but to a larger extent on CD8 than on CD4 T cells. In addition, CD137 expression is found on dendritic cells, B cells, follicular dendritic cells, natural killer cells, granulocytes and cells of blood vessel walls at sites of inflammation.

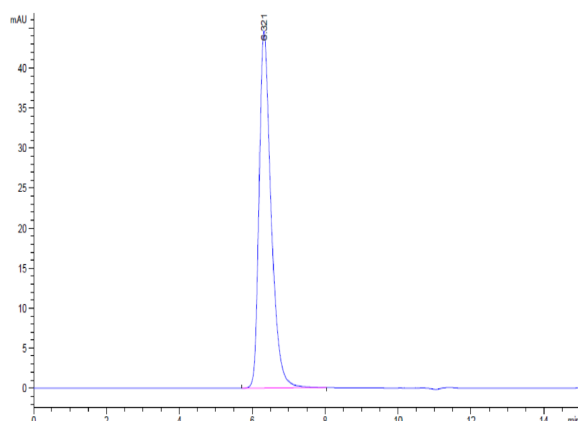
Assay Data

Bis-Tris PAGE



Human 4-1BB on Bis-Tris PAGE under reduced condition. The purity is greater than 95%.

SEC-HPLC



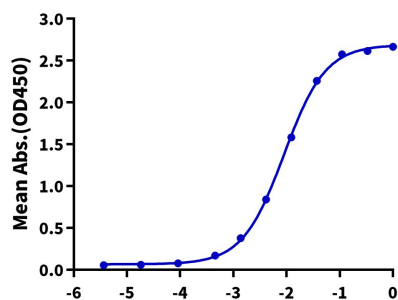
The purity of Human 4-1BB is greater than 95% as determined by SEC-HPLC.

Assay Data

ELISA Data

Human 4-1BB, hFc Tag ELISA

0.1µg Human 4-1BB, hFc Tag Per Well



Immobilized Human 4-1BB, hFc Tag at 1µg/ml (100µl/Well) on the plate. Dose response curve for Biotinylated Human 4-1BB Ligand (Trimer), hFc Tag with the EC50 of 9.0ng/ml determined by ELISA.

Log Biotinylated Human 4-1BB Ligand (Trimer), hFc Tag Conc.(µg/ml)